

PROTECTOR
insurance

Protector Forsikring ASA

@ ABG SC Nordic Insurance Trip | May 20th 2022



Disclaimer

This presentation and the information contained herein have been prepared by and is the sole responsibility of Protector Forsikring ASA (the "Company"). Such information is being provided to you solely for your information and may not be reproduced, retransmitted, further distributed to any other person or published, in whole or in part, for any purpose. Failure to comply with this restriction may constitute a violation of applicable securities laws. The information and opinions presented herein are based on general information gathered at the time of writing and are therefore subject to change without notice. The Company assumes no obligations to update or correct any of the information set out herein.

These materials may contain statements about future events and expectations that are forward-looking statements. Any statement in these materials that is not a statement of historical fact including, without limitation, those regarding the Company's financial position, business strategy, plans and objectives of management for future operations is a forward-looking statement that involves known and unknown risks, uncertainties and other factors which may cause our actual results, performance or achievements of the Company to be materially different from any future results, performance or achievements expressed or implied by such forward-looking statements. Such forward-looking statements are based on numerous assumptions regarding the Company's present and future business strategies and the environment in which the Company will operate in the future. The Company assumes no obligations to update the forward-looking statements contained herein to reflect actual results, changes in assumptions or changes in factors affecting these statements.

This presentation does not constitute or form part of, and is not prepared or made in connection with, an offer or invitation to sell, or any solicitation of any offer to subscribe for or purchase any securities and nothing contained herein shall form the basis of any contract or commitment whatsoever. No reliance may be placed for any purposes whatsoever on the information contained in this presentation or on its completeness, accuracy or fairness. The information in this presentation is subject to verification, completion and change. The contents of this presentation have not been independently verified. While the Company relies on information obtained from sources believed to be reliable, it does not guarantee its accuracy or completeness. Accordingly, no representation or warranty, express or implied, is made or given by or on behalf of the Company or any of its owners, directors, officers or employees or any other person as to the accuracy, completeness or fairness of the information or opinions contained in this presentation. None of the Company, its affiliates or any of their respective advisors or representatives or any other person shall have any liability whatsoever (in negligence or otherwise) for any loss howsoever arising from any use of this presentation or its contents or otherwise arising in connection with the presentation. The Company's securities have not been and will not be registered under the US Securities Act of 1933, as amended (the "US Securities Act"), and are offered and sold only outside the United States in accordance with an exemption from registration provided by Regulation S of the US Securities Act.

This presentation should not form the basis of any investment decision. Investors and prospective investors in securities of any issuer mentioned herein are required to make their own independent investigation and appraisal of the business and financial condition of such company and the nature of the securities. Any decision to purchase securities in the context of a proposed offering of securities, if any, should be made solely on the basis of information contained in any offering documents published in relation to such an offering. For further information about the Company, reference is made public disclosures made by the Company, such as filings made with the Oslo Stock Exchange, periodic reports and other materials available on the Company's web pages.

Protector Forsikring ASA

@ ABG SC Nordic Insurance Trip | Agenda

- 1 Protector at a glance
- 2 UK - A disciplined Team journey
- 3 Investments and Capital Allocation
- 4 ESG Responsibility
- 5 Q&A



Protector Forsikring ASA

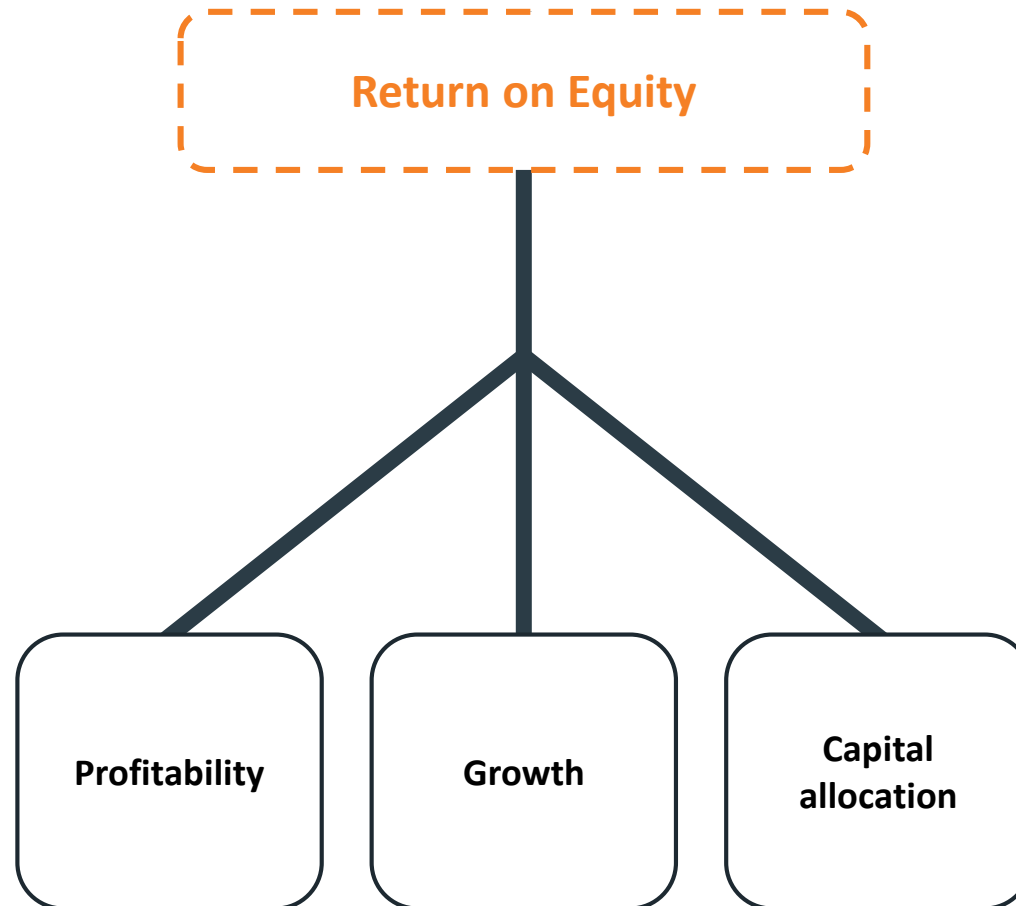
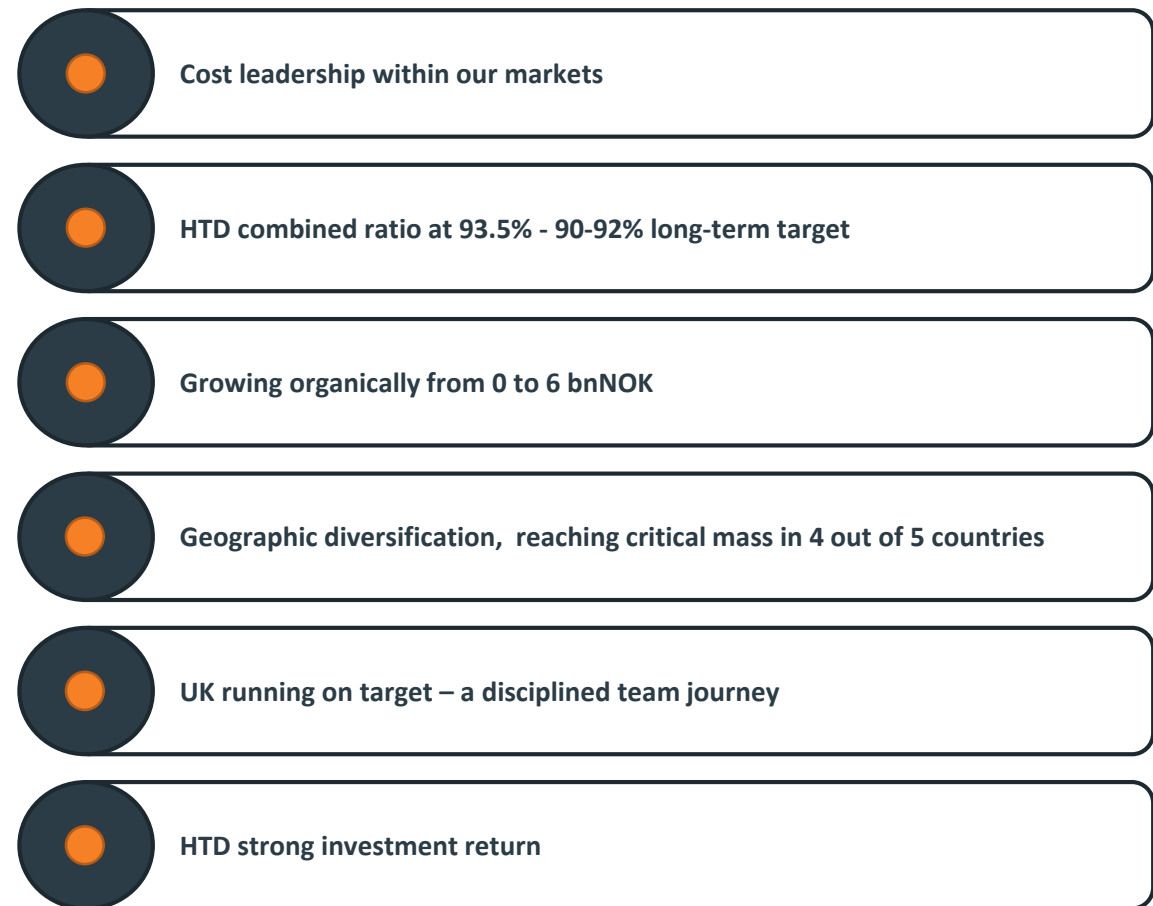
@ ABG SC Nordic Insurance Trip | Agenda

- 1 Protector at a glance
- 2 UK - A disciplined Team journey
- 3 Investments and Capital Allocation
- 4 ESG Responsibility
- 5 Q&A



Historical to date success story

The Challenger in the Nordics and UK



Culture eats strategy for breakfast

Cost and quality leadership should lead to profitable growth and a top 3 position

Strategy

- Broker distribution only
- USP: easy to do business with, commercially attractive and trustworthy
- Competitive prices (supported by cost leadership)
- Market segments – public sector, commercial and affinity
- All Property and Casualty products

Our DNA

Vision

The Challenger

Business Idea

This will happen through unique relationships, best in class decision-making and cost effective solutions

Main targets

Cost and quality leadership

Profitable growth

Top 3

Values

Credible

Innovative

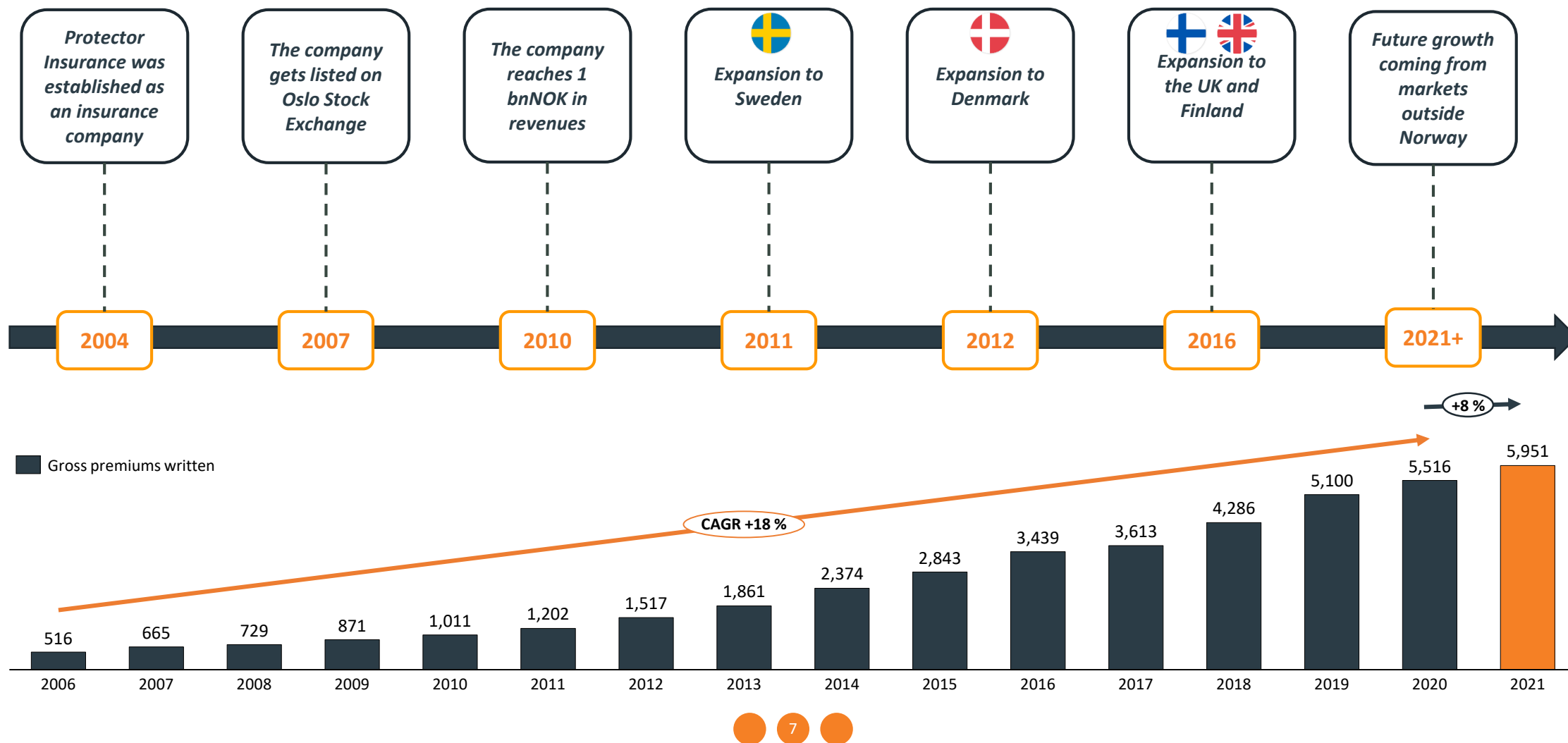
Bold

Committed

Organic growth from 0 to 6bnNOK

Balancing risk-taking and discipline

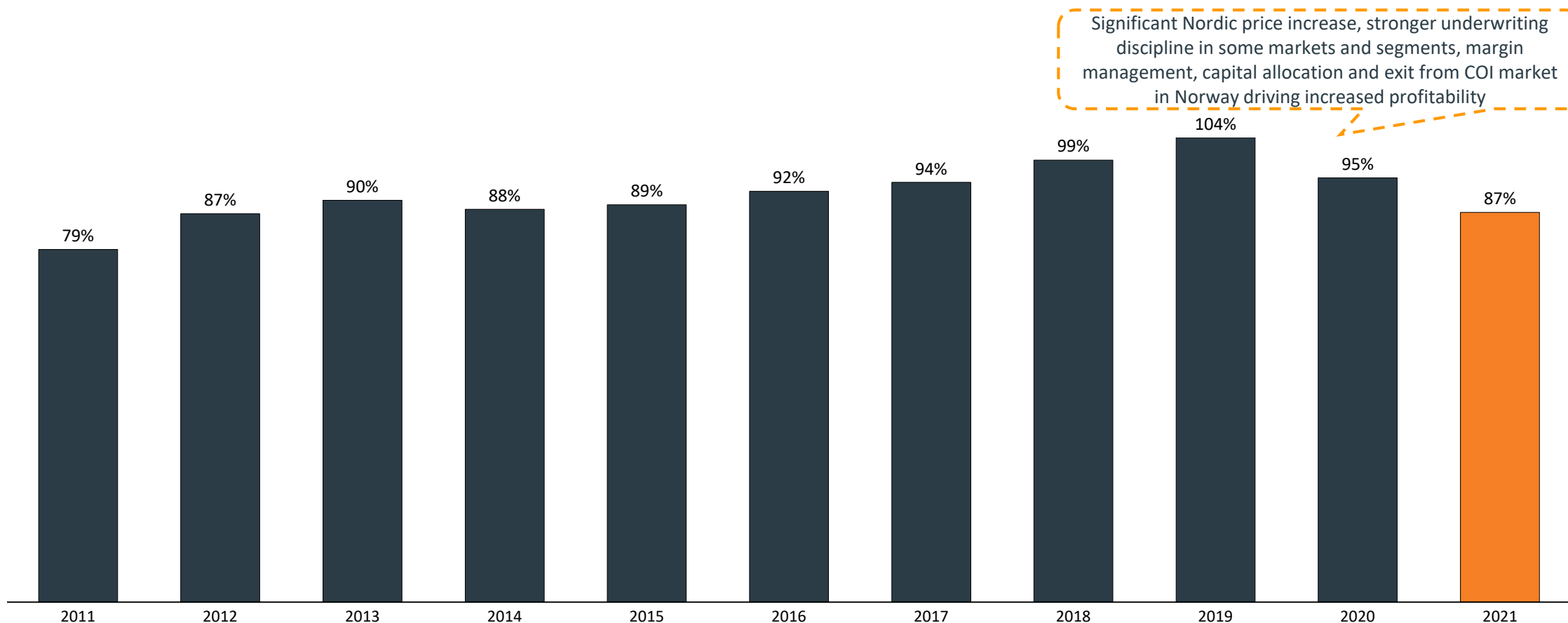
PROTECTOR
insurance



Profitability back on track

Premium increases and de-risking

Development in net combined ratio



Introducing Fact

Combining data quality, structure and applications make Facts more powerful

PROTECTOR
insurance

The structure needed to capture and enforce high quality data, as well as, meet the requirements related to business flexibility

Make sure the data we already have and that we register is correct, including enriching data to support underwriting and claims handling

Build applications and functionality that support our contract administration, underwriting, reinsurance and other processes



Fact Deliveries 2021

Data quality is Risk Management

Policy and Contract

Objective: 100% data quality on insured interests, covers, limits and deductibles

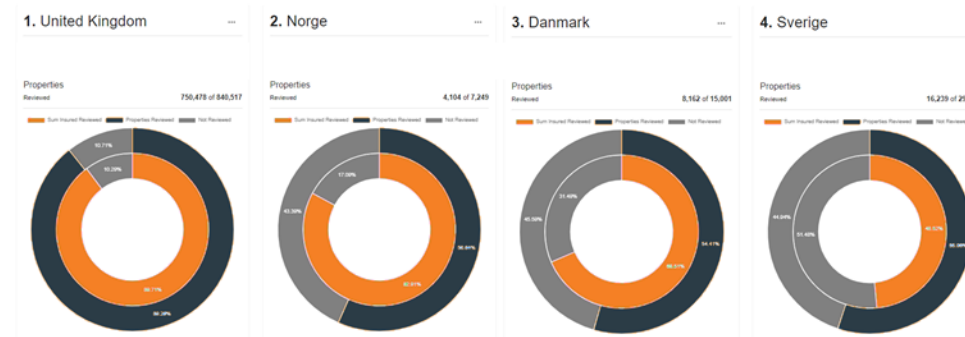
- Public goes first
- All information on structured format
- Great groundwork for future products

Country	Segment	FACT % GWP	FACT % # policies
UK	Public	57 %	61 %
UK	Commercial	22 %	23 %
NO	Public	100 %	100 %
SE	Public	20 %	18 %
SE	PS Housing	24 %	25 %
DK	Public	10 %	17 %
DK	PS Housing	%	0 %

Address Data Quality

Objective: Control on Risk in existing portfolio

- Data cleaned by machine learning and manual review.
- Approx. 850.000 property addresses reviewed
- Going forward:
 - Integrate into all UW processes
 - Culture and discipline



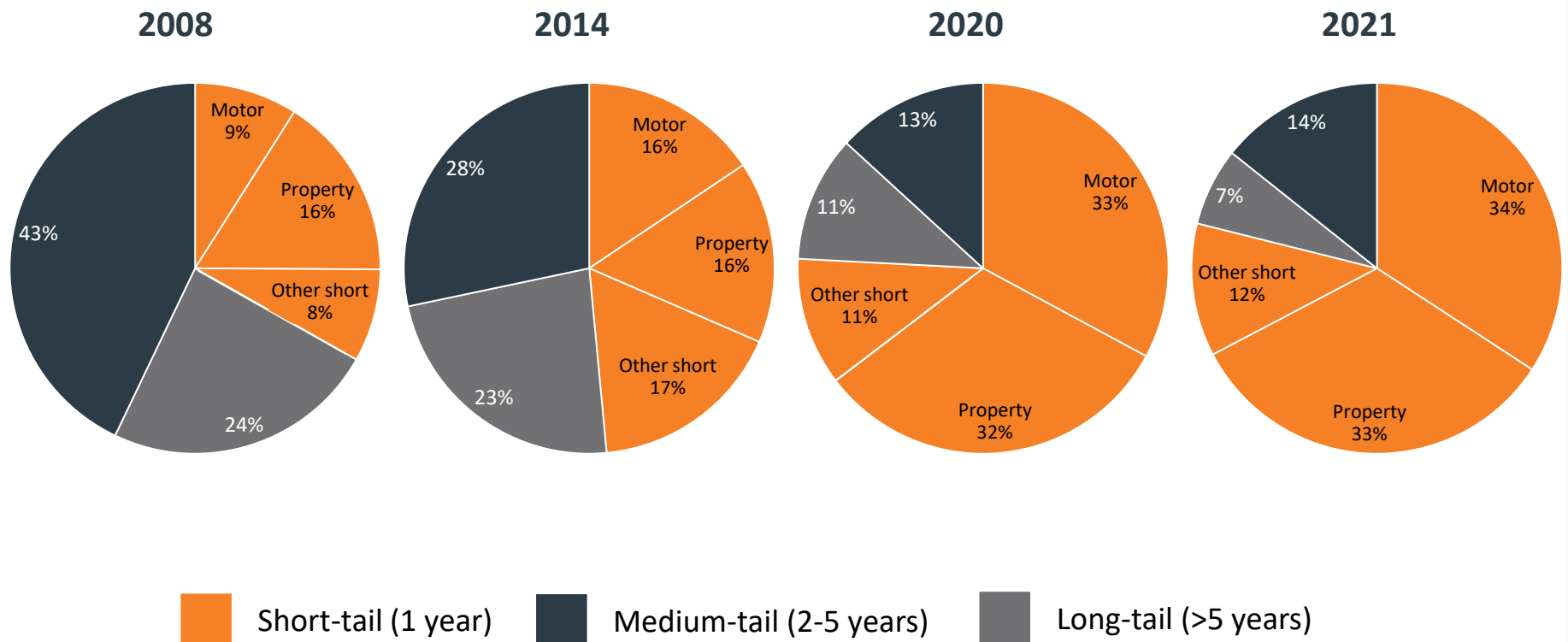
Product mix development⁽¹⁾ – shifted towards short tail

Reduced risk profile and reduced capital consumption

Comments

- Short tail from 34% in 2008 to 79% in 2021
- Long tail attractiveness decreasing with declining interest rates
- Average capital consumption per GWP in current portfolio at 33% vs 45% in 2014

Increased exposure towards short tail over the years



Protector Forsikring ASA

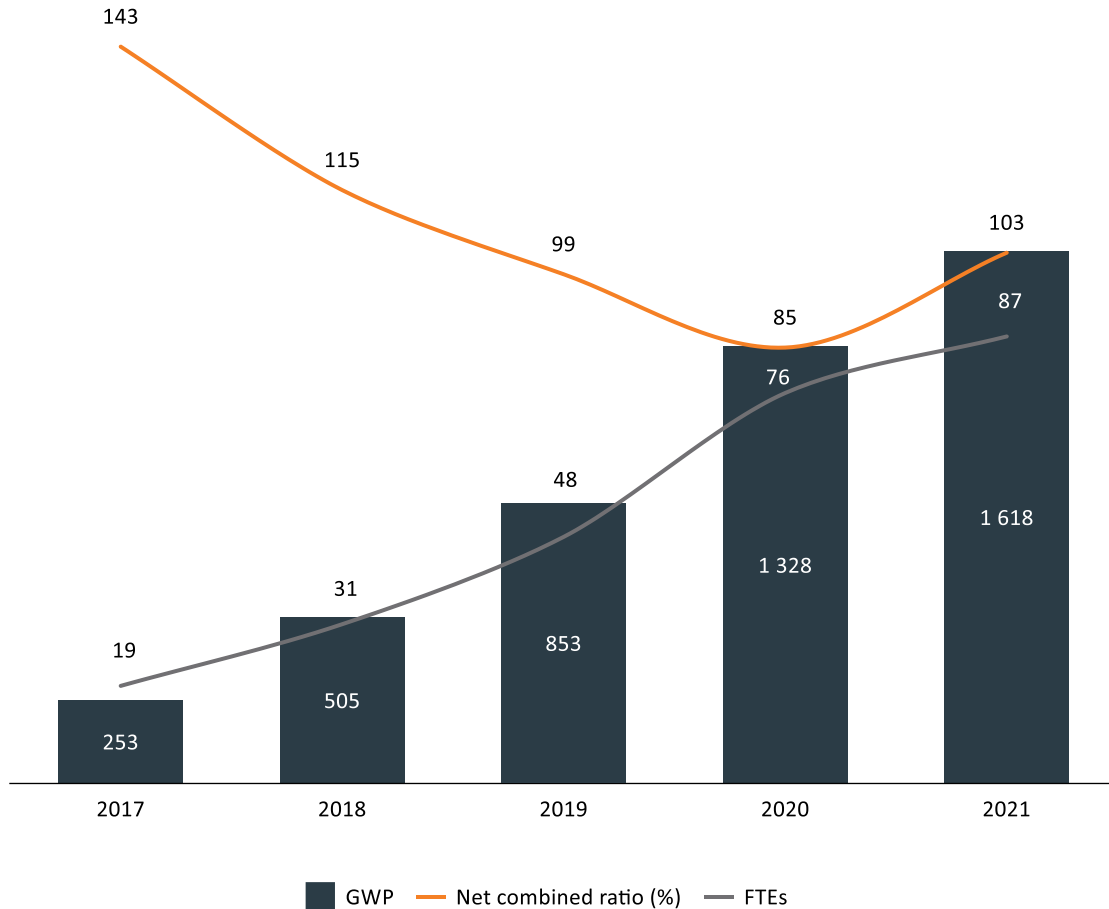
@ ABG SC Nordic Insurance Trip | Agenda

- 1 Protector at a glance
- 2 UK - A disciplined Team journey
- 3 Investments and Capital Allocation
- 4 ESG Responsibility
- 5 Q&A



A disciplined Team journey

On target – optimistic & cautious

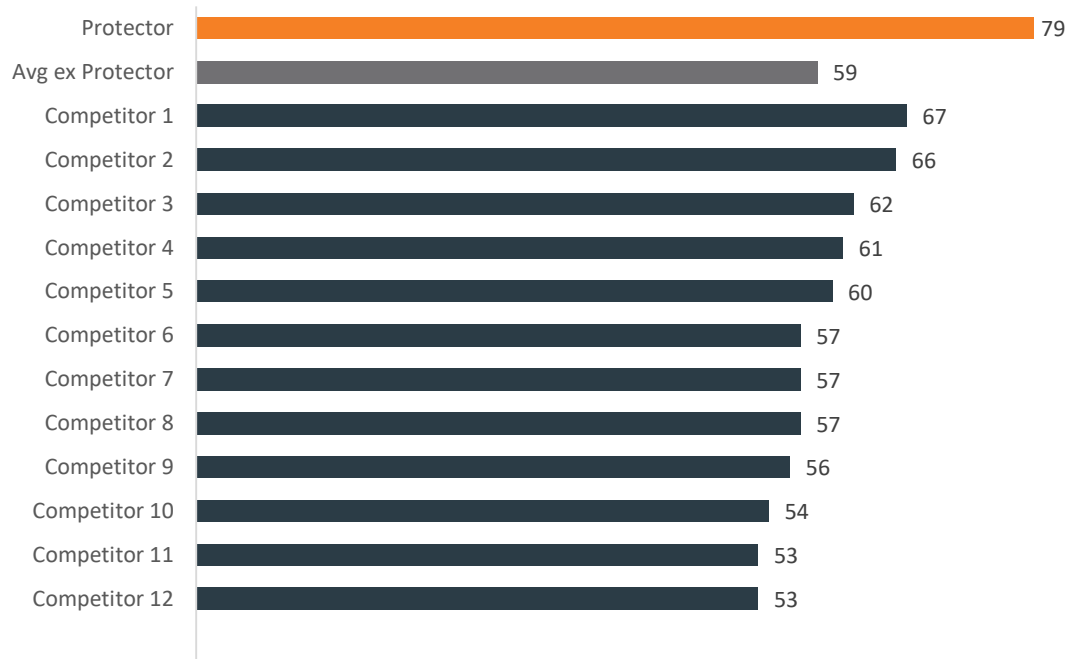


- Culture is key
 - Up-front investment in people for future
- Quality leader 5th time running
- Profitability impacted by large losses (LL) in 2021
 - Underlying profitability is within the expected range for the UK
- Disciplined growth
 - Selective Underwriting – under constant review
- Critical mass approaching
 - Early focus upon costs/scale

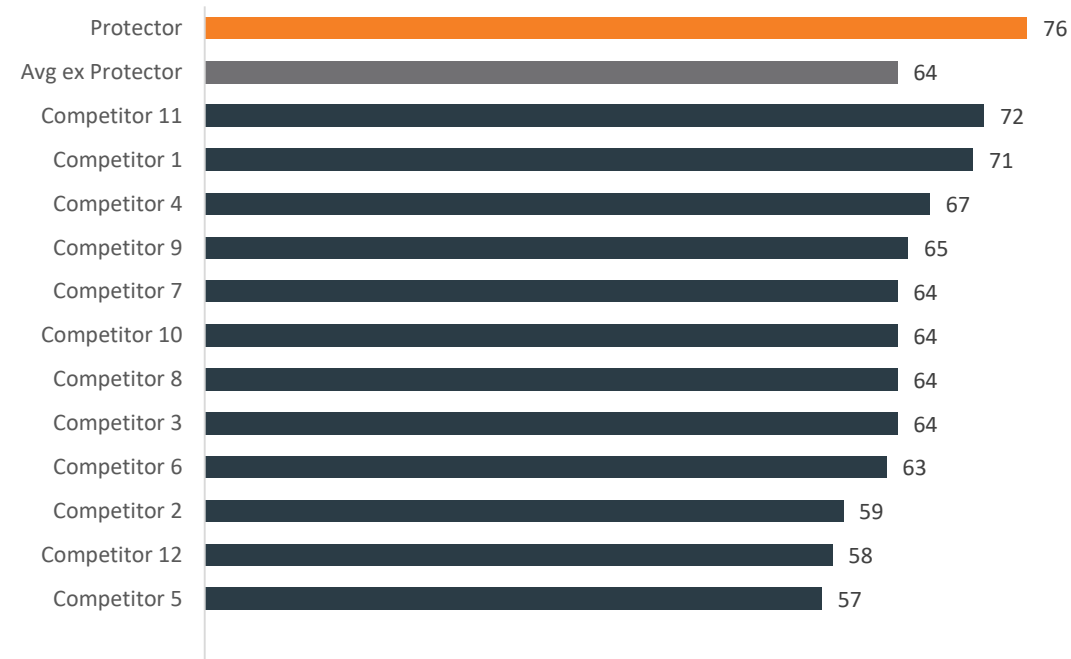
BSI Results 2021

Number 1 Service Provider 5th year running

Totality



Claims



Listening to
our brokers

Identifying areas
of improvement

Further enhance the
quality of our offering

Feedback for all
business units

Back to profitable growth in 2022

Challenging market, but positive growth outlook



- 2021 was worse than history / benchmarks for LLs
 - It will normalise
- Residual impact of 2021 rate improvement & inflation
- Cost improvements = scale & efficiency
- Churn adjusted for market dynamics
- Rate strength will continue in some areas
- New Sales: Positive outlook
 - Commercial – Wider distribution / Hit rate focus
 - Public & Housing – Better opportunities – already material

Protector Forsikring ASA

@ ABG SC Nordic Insurance Trip | Agenda

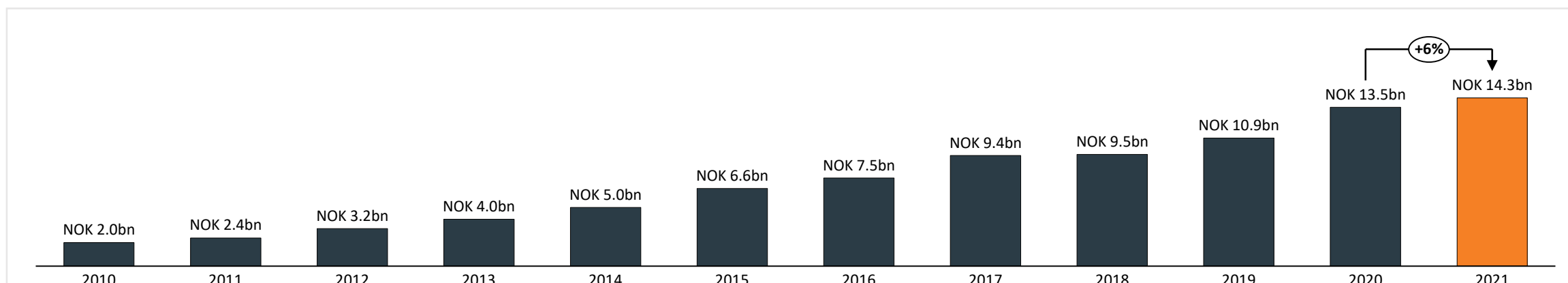
- 1 Protector at a glance
- 2 UK - A disciplined Team journey
- 3 Investments and Capital Allocation
- 4 ESG Responsibility
- 5 Q&A



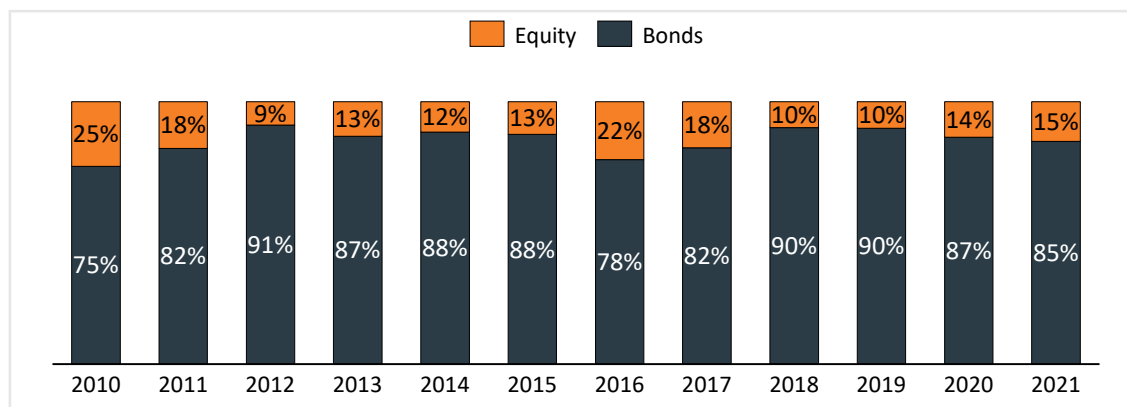
Investment portfolio heavily weighted towards bonds

Priority #1 is to never allow risk for solvency issues

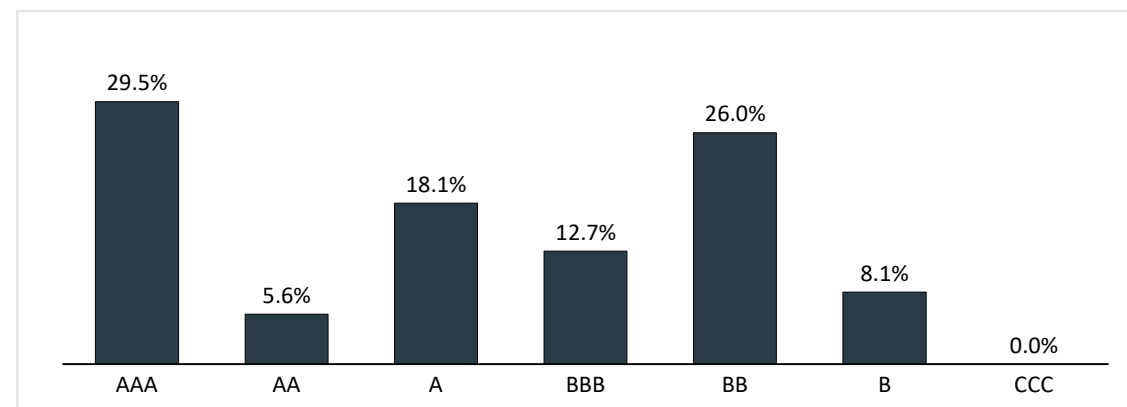
Development in assets under management



Equity vs Bond portfolio split



Bond portfolio rating composition Dec. 31st 2021⁽¹⁾



Notes: (1) > 55% officially rating and <45% Protector shadow rating

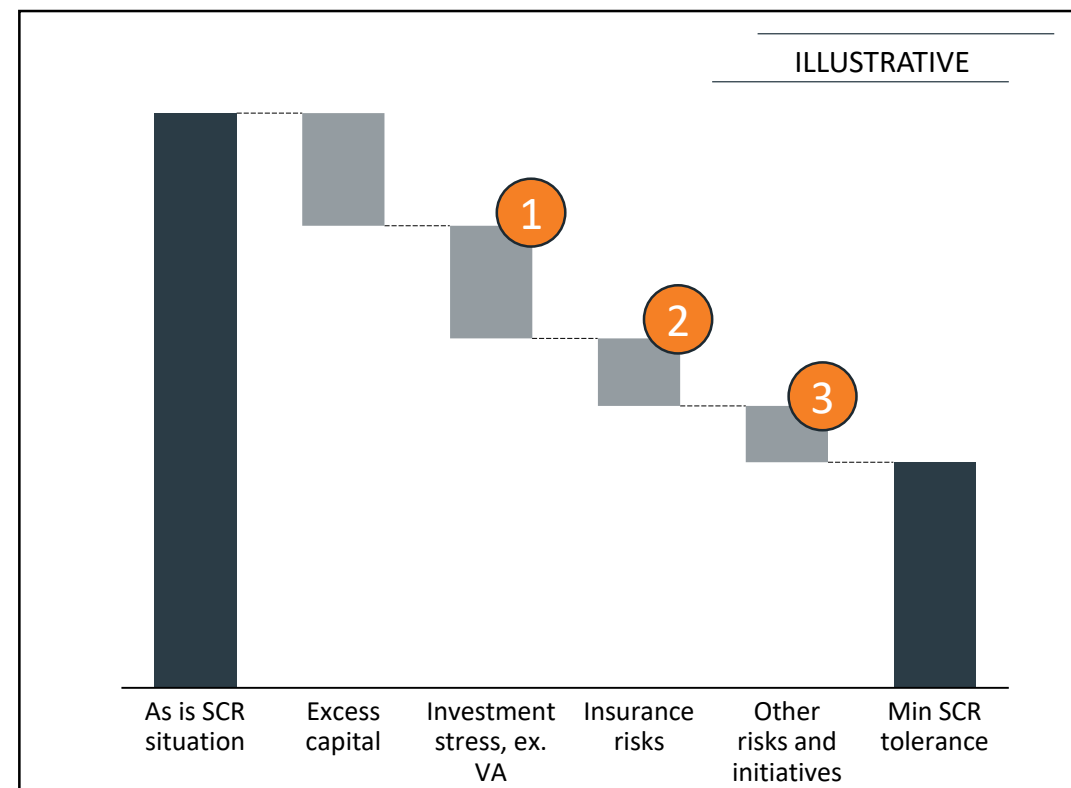
Risk and capital management process

Controlling all company risks and historical investment stress

Main objectives

- a Identify all risks to Protector's solvency position
- b Continuously monitor risk development
- c Quarterly management assessment of capital position vs. capital need

Three main risk categories



Protector Forsikring ASA

@ ABG SC Nordic Insurance Trip | Agenda

- 1 Protector at a glance
- 2 UK - A disciplined Team journey
- 3 Investments and Capital Allocation
- 4 ESG Responsibility
- 5 Q&A



ESG Strategy

Improved structure and follow-up

The importance of environmental, social and governmental factors increases. The necessity of proper ESG management is substantial to keep market position and to be considered as a responsible business partner. To accelerate our business, meet market expectations and reduce own, customers' and investors' risks, ESG related activities needs to be integrated into business operations. To have transparent communication and meet investors' and regulatory expectations on the subject, our reporting needs to include non-financial criteria on ESG topics, such as contribution, risk management and progress.

To set the direction, we performed an analysis to identify material ESG impact on our value chain, risks and opportunities, on the basis of key stakeholders view, market developments and strategic priorities. Given the output, four strategic ESG Pillars considered as material to our business was defined, and engaging us to:

- (1) commit to **people value and employee engagement** in our organization
- (2) encourage and motivate our insured to choose **circular and climate efficient options** in claims
- (3) focus on **climate resilience** to accommodate market needs, to adapt and mitigate climate change
- (4) have **responsible business behaviour** at the heart of our operations

To succeed with our ambition of being a responsible, trusted, and credible ESG actor, the established roadmap points out a set of required activities that gradually contributes to achievement of each Pillar by the end of 2024. Along our ESG journey, we will continuously focus on doing the right things, and shaping future conversations by engaging with our stakeholders to understand and reduce ESG risks, and communicate this through transparent reporting.

Based on our strategic pillars, five primary UN Sustainability Development Goals (SDGs) are prioritized on what we believe Protector contributes the most. The selected SDGs emphasize Protector's work on the strategic topics, but also emphasize how Protector proactively contributes to the UN SDG initiative.

At the end of 2021, the following directive are leading for Protector's ESG strategy:

- EU mandatory climate related financial disclosure
- EU Taxonomy
- EU Corporate Due Diligence
- Norwegian Equality and Anti-Discrimination Act
- UK Gender Pay Gap Regulation
- Norwegian and EU corporate supplier due diligence reporting requirements
- Norwegian Transparency Act (Åpenhetsloven)
- Norwegian regulation of Public Procurement (Anskaffelsesforskriften)
- NFRD/CSRD – EU regulatory ESG reporting

Protector's five primary SDGs to which we contribute most, based on our materiality assessment:



Protector aims to be a responsible, trusted and credible ESG actor

Accelerating our business through leveraging sustainability



Priority Focus	<ul style="list-style-type: none"> Diversity and inclusion in our work place Labour and human rights in supply chain 	<ul style="list-style-type: none"> Circularity and use of residual values in claim settlements Climate footprint in claim settlements Safety precautions to prevent damages 	<ul style="list-style-type: none"> Climate resilience factors in product development and pricing Climate risk management routines and processes Up-to-date climate-related reporting 	<ul style="list-style-type: none"> Responsible business behaviour in our own operations Responsible business behaviour in our external relationships Responsible investments
Priority Rationale	<ul style="list-style-type: none"> Norwegian Equality and Anti-Discrimination Act, UK Gender Pay Gap Regulation Norwegian and EU corporate supplier due diligence reporting requirements Increased pressure and concern on diversity and equality commitment disclosures 	<ul style="list-style-type: none"> Public demands to choose circular alternatives whenever possible in claims Customer expectations that circularity in claims will be of sufficient quality Requirements of minimum 30% environmental criteria in public procurement 	<ul style="list-style-type: none"> EU mandatory climate related financial disclosure EU Taxonomy Confirmed physical consequences of climate change that will pose risk to Protector 	<ul style="list-style-type: none"> EU Corporate Due Diligence Investors and banks are requesting standardized information and disclosures on risk management and business ethics compliance


Protector Forsikring ASA

@ ABG SC Nordic Insurance Trip | Agenda



- 1 Protector at a glance
- 2 UK - A disciplined Team journey
- 3 Investments and Capital Allocation
- 4 ESG Responsibility
- 5 Q&A







PROTECTOR
insurance



Appendix

PROTECTOR

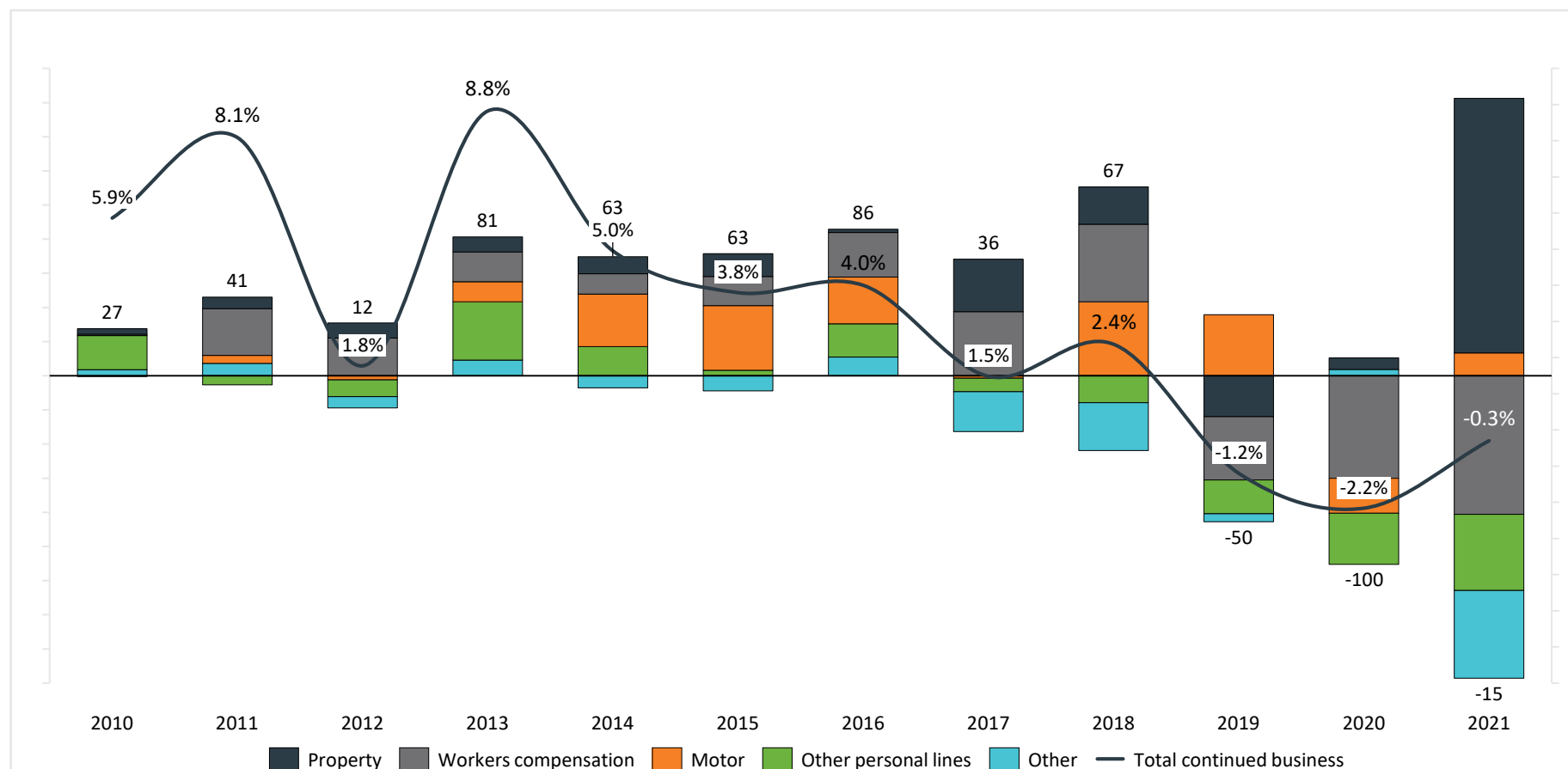
Prudent reserving practice

Significant de-risking through sale of COI and WC tail in Denmark and Norway

Comments

- Reserves are volatile in some products, however Protector had total run off gains of 310 mNOK (excl. COI) in the period 2010 – 2021
- Significant de-risking of reserves through exit of change of ownership insurance (COI) and WC Norway and DK (sale to DARAG)
- Disciplined growth in the UK with large short-tail exposure and more reinsurance protection expected to reduce risk even further going forward

Net run-off gains / losses (mNOK)⁽¹⁾



Reinsurance Program⁽¹⁾ – 2022

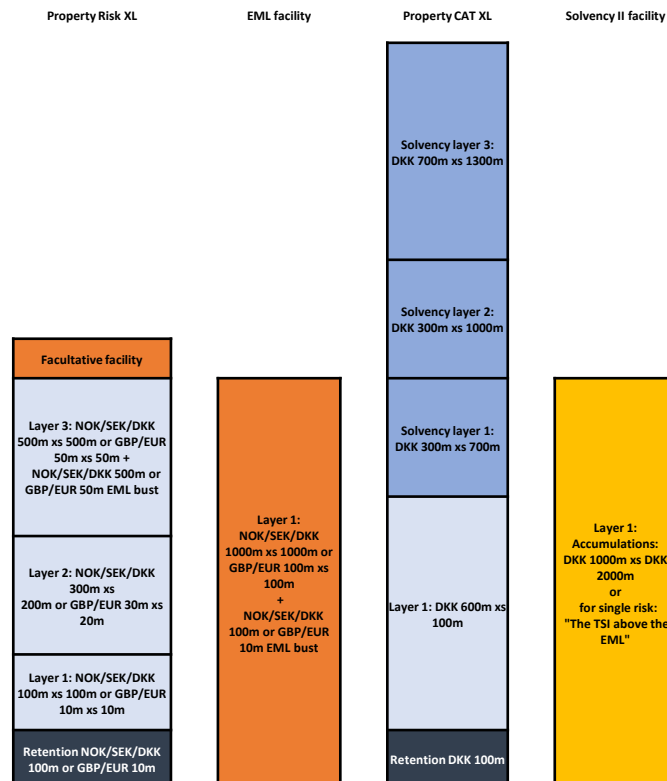
Solid panel of reinsurers, (+99%) placed with a rating of A- or better

Comments

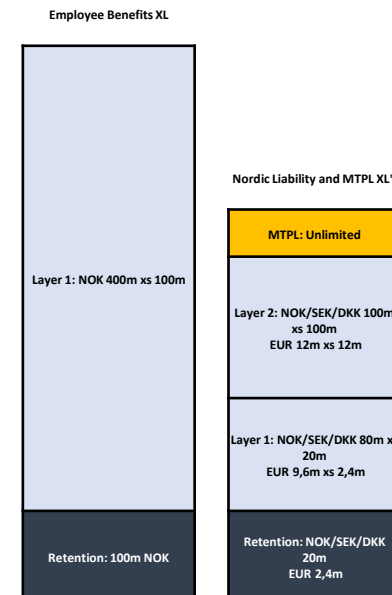
- All lines of business have reinsurance protection
- Programs have “back-to-back” coverage with our standard terms and conditions (no gaps in coverage)
- Solid panel of reinsurers, (+99%) placed with a rating of A- or better
- Protector's maximum retention level is 100 mSEK/NOK/DKK or 10 mGBP/EUR
 - For any type of event, or any type of loss

Reinsurance program illustrations⁽³⁾

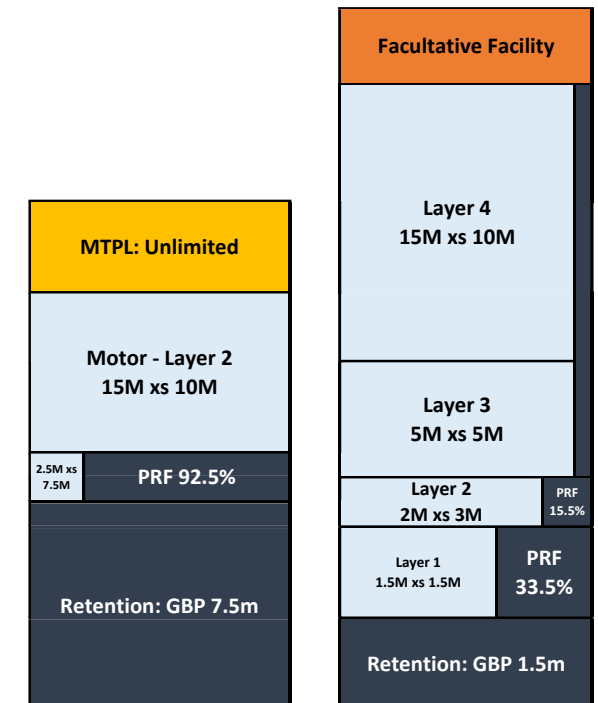
Protector Property Programs



Nordic XL Programs

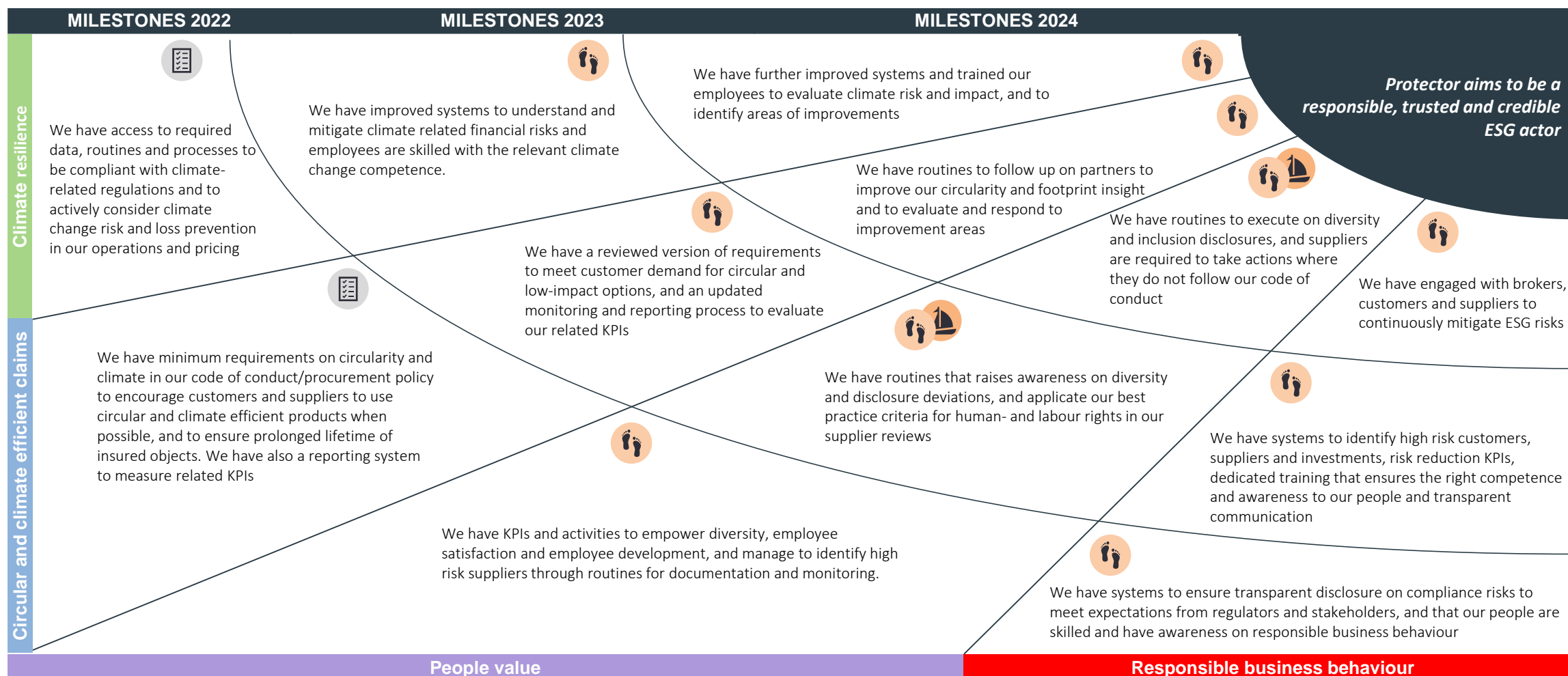


UK Motor and Liability XL



ESG Roadmap

A set of required activities to gradually take us to our ambition



Shareholder list

As of 31 March 2022

SHAREHOLDER	# of shares	%
AWC AS	8 370 828	10.15 %
STENSHAGEN INVEST AS	7 526 353	9.12 %
VERDIPAPIRFOND ODIN NORDEN	6 367 205	7.72 %
CITIBANK EUROPE PLC	5 025 410	6.09 %
VERDIPAPIRFONDET ALFRED BERG GAMBA	3 850 053	4.67 %
CLEARSTREAM BANKING S.A.	2 411 211	2.92 %
HVALER INVEST AS	1 931 809	2.34 %
MP PENSJON PK	1 833 301	2.22 %
ARTEL AS	1 800 000	2.18 %
UTMOST PANEUROPE DAC - GP11940006	1 446 019	1.75 %
VEVLEN GÅRD AS	1 400 000	1.70 %
DANSKE BANK A/S	1 237 664	1.50 %
PERSHING LLC	1 231 277	1.49 %
VERDIPAPIRFONDET ALFRED BERG AKTIV	1 094 000	1.33 %
AAT INVEST AS	1 028 714	1.25 %
STATE STREET BANK AND TRUST COMP	1 017 859	1.23 %
VERDIPAPIRFONDET ALFRED BERG NORGE	954 247	1.16 %
JOHAN VINJE AS	937 841	1.14 %
VERDIPAPIRFONDET NORDEA NORGE VERD	899 025	1.09 %
AVANZA BANK AB	890 803	1.08 %
20 LARGEST	51 253 619	62.13 %
TREASURY SHARES	128 031	0.16 %
OTHER	31 118 350	37.72 %
TOTAL SHARES	82 500 000	100.00 %



OSLO BØRS